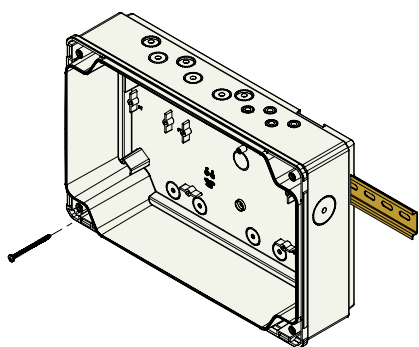
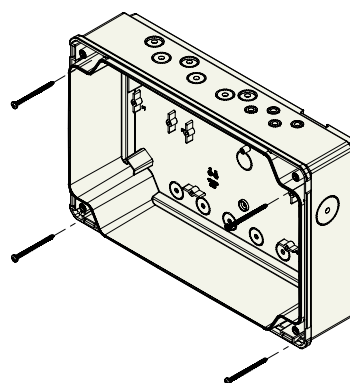


Mounting

The XER family features quick and easy DIN Rail or wall mounting. The cable glands ensure an IP protection degree of the product and the hinges, which keep the electronic part mounted with the rest of the box, allow a safe and easy wiring.




DIN Rail mounting allows an efficient alignment of multiple controllers. This is useful in case of applications where there are several cold rooms.



4 screws, with pre-formed posts and in 4 corners separated by gasket from the inner part, allow you to attach the controller quickly and safely to the wall.



24Vdc Power source to supply external devices, such as the gas leak detector or the emergency button.



Dimensions

